



Flame Retardant Polyethylene Tubing

Classified Under U.L. 1820.



Bulletin: PP 700

PLEXCO® 2600 Instube®4
Flame Retardant (FR) Polyethylene Tubing
For Pneumatic Instrument Controls


Performance Pipe

PERFORMANCE PIPE is the successor to Plexco and Driscopipe. On July 1, 2000, Chevron Chemical Company and Phillips Chemical Company joined to form Chevron Phillips Chemical Company LP. Performance Pipe, a division of Chevron Phillips Chemical Company LP, succeeds Plexco and Driscopipe as North America's largest producer of polyethylene piping products for gas, industrial, municipal, mining, oilfield, and utility applications.

Performance Pipe tenders more than fifty years of polyethylene pipe manufacturing experience with seven manufacturing facilities ISO certified in seven states.

The unmatched quality and performance of Performance Pipe polyethylene piping products is enhanced and strengthened with over five decades of quality polyolefin plastic resin production from Chevron Phillips Chemical Company LP.

A Commitment to Quality and Performance



Flame Retardant (FR) Polyethylene Tubing

Application

Performance Pipe PLEXCO® 2600 Instube®4 Flame Retardant Polyethylene Tubing is a high quality, flame retardant, exclusively compounded polyethylene tubing product for use in pneumatic instrument control applications. PLEXCO® 2600 Instube®4 has superior stress crack resistance for reliable, long-term performance. PLEXCO® 2600 Instube®4 tubing is lightweight and flexible for easy handling and installation.

Marking and Identification

PLEXCO® 2600 Instube®4 is marked with a white ink numbering system over the full length of the tubing. Cut the lead end at any given number (from 1 to 30) for easy identification of individual pneumatic circuit tubes. Color-coding is available in seven stripe colors. Up to 210 different pneumatic control circuits can be individually identified without repeating a stripe color-number combination.


PLEXCO® 2600 Instube®4 Product Sizes

| Nominal Size | Nominal Outside Diameter | Nominal Inside Diameter | Nominal Wall | Weight (lbs.) per foot | Coil Length | Master Pack |
|-----------------|--------------------------|-------------------------|--------------|------------------------|-------------|-------------|
| 5/32" OD | 0.156" | 0.096" | 0.030" | 0.60 | 500' | 2000' |
| 1/4" OD | 0.250" | 0.170" | 0.040" | 1.32 | 250'/1000' | 1000'/2000' |
| 3/8" OD | 0.375" | 0.250" | 0.062" | 3.04 | 250'/500' | 1000' |
| 1/2" OD † | 0.500" | 0.375" | 0.062" | 4.25 | 250' | 500' |
| 5/32" Twintube‡ | --- | 0.096" | 0.030" | 1.20 | 500' | 1000' |
| 1/4" Twintube‡ | --- | 0.170" | 0.040" | 2.86 | 250' | 500' |

Available stripe colors: red, white, blue, green, yellow, orange and violet.
† Available stripe colors: red, white, blue and green only.
‡ Available in black only.

Flame Retardant

"Flame Retardant" or "self-extinguishing" means that the tubing material has the ability to retard burning and extinguish the flame once the flame source is removed. Industry tests are used to evaluate the burning characteristics of pneumatic tubing materials. ASTM D635 "Standard Test Method for Rate of Burning and/or Extent/Time of Burning of Plastics in a Horizontal Position" tests materials for horizontal burn rate. PLEXCO® 2600 Instube®4 meets or exceeds the requirements of ASTM D635.



PLEXCO® 2600 Instube®4 is classified by Underwriters Laboratories. Under UL94 tests conducted by UL to analyze vertical burn characteristics of polymeric materials, PLEXCO® 2600 Instube®4 has a vertical burn rating of 94V-2.

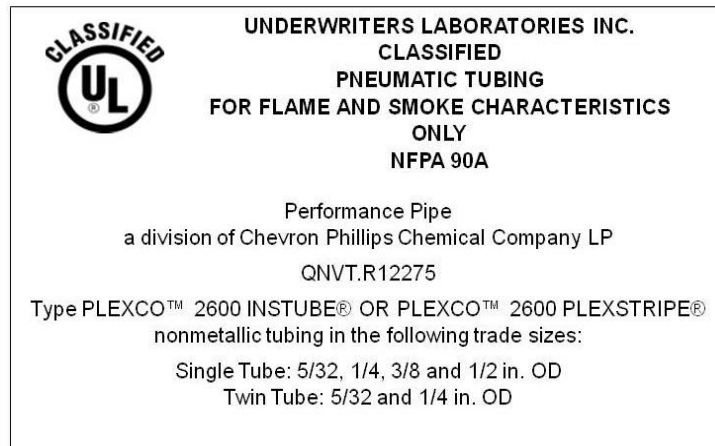
Plenum Rated Pneumatic Tubing

NFPA 90A "Standard for the Installation of Air-Conditioning and Ventilating Systems" permits pneumatic tubing for control systems in ceiling cavity plenums and raised floor plenums when it is listed as having a maximum peak optical density of 0.5 or less, an average optical density of 0.15 or less, and a maximum flame spread distance of 5 ft. (1.5 m) or less when tested in accordance with UL1820 "Standard for Safety Fire Test of Pneumatic Tubing for Flame and Smoke Characteristics." When pneumatic tubing is listed in accordance with NFPA 90A requirements, it is a "plenum rated" material.

PLEXCO® 2600 Instube®4 UL 1820 Properties

| Property | Test Method | Typical Value |
|-------------------------------|-------------|-------------------|
| Maximum peak optical density | UL 1820 | < 0.5 |
| Average optical density | UL 1820 | < 0.15 |
| Maximum flame spread distance | UL 1820 | < 5 ft. (< 1.5 m) |

PLEXCO® 2600 Instube®4 is listed as "UL Classified" by Underwriters Laboratories, UL, under UL 1820. PLEXCO® 2600 Instube®4 meet the requirements of the Uniform Building Code, Uniform Mechanical Code, Southern Building Code and B.O.C.A.



Specifications for PLEXCO® 2600 Instube®4 Pneumatic Control Tubing

| Property | Test Method | Typical Value |
|--|-----------------|---------------------------------|
| Flame Retardant Compound | | |
| Melt Index (190°C/2.16 kg) | ASTM D 1238 | 0.6 g/10 min |
| Density | ASTM D 792 | 0.920 g/cm ³ |
| Tensile Strength – Break | ASTM D 638 | 2250 psi (15.5 MPa) |
| Tensile Elongation – Break | ASTM D 638 | > 800% |
| Flexural Modulus | ASTM D 790 | 45,000 psi (310 MPa) |
| Shore D Hardness | ASTM D 2240 | 44 |
| Polyethylene Cell Classification | ASTM D 3350 | PE123110A |
| Stress-Crack Resistance | ASTM D 1693A | > 500 hours non-failure |
| Brittleness Temperature | ASTM D 746A | < -148°F (< -100°C) |
| Pneumatic Instrument Control Tubing | | |
| Flammability | UL 94 UL 910 | V-2 UL Classified (NFPA 90A) |
| Flame Propagation | UL 1820 | < 5 ft (< 1.5 m) |
| Smoke Density – Peak Optical Density | UL 1820 | < 0.5 |
| Smoke Density – Average Optical Density | UL 1820 | < 0.15 |

NOTICE – This table provides typical physical property information for the polyethylene natural resin used to manufacture PLEXCO® 2600 Instube®4 Pneumatic Tubing products. It is intended for comparing compounds and tubing. It is not a product specification, and it does not establish minimum or maximum values or manufacturing tolerances for compounds or tubing. Values obtained from tests of specimens taken from tubing can vary from these typical values. Performance Pipe has made every reasonable effort to ensure the accuracy of this information, but this table may not provide all necessary information, particularly with respect to special or unusual applications. This information may be changed from time to time without notice. Contact Performance Pipe to determine if you have the most recent edition.

When Performance Matters Rely on Performance Pipe

CONTACT INFORMATION:

Performance Pipe
a Division of Chevron Phillips Chemical Company LP
5085 West Park Blvd, Suite 500, Plano, TX 75093
Phone: 800-527-0662
[Email - Questions and Requests](#)

Technical Services
Phone: 972-599-6638
Email: Pipe-TechSupport@cpchem.com

Visit Performance Pipe on the web for the latest literature updates.
www.performancepipe.com

NOTE: By using any Technical Information contained herein, Recipient agrees that said Technical Information is given by Performance Pipe, a division of Chevron Phillips Chemical Company LP for convenience only, without any warranty or guarantee of any kind, and is accepted and used at your sole risk. Recipients are encouraged to verify independently any such information to their reasonable satisfaction. As used in this paragraph, "Technical Information" includes any technical advice, recommendations, testing, or analysis, including, without limitation, information as it may relate to the selection of a product for a specific use and application.